
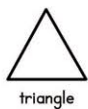


Basic Shapes Chart



circle



triangle



square



rectangle



oval



heart





diamond




star



My Shape Book
Cut and paste the shapes below




circle



square



diamond



triangle




rectangle



Name: _____

Who I Am



Hi!
I'm a
triangle

A triangle has 3 sides and 3 angles.
An angle is the space formed when two lines meet each other.

I see a circle

I see a star

My
Shape
Book
(cut and paste)

Name: _____

Many shapes!

Name: _____

Match the Shapes


Draw a line to connect the shapes that match.



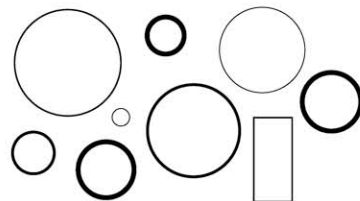
Did You Know?

Shapes can have different sizes and variations.

All of these are circle shapes.

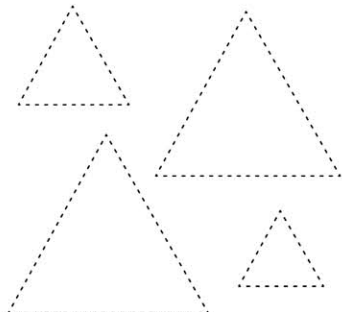


Find and color the shape below that is **not** a circle.



Tracing Practice

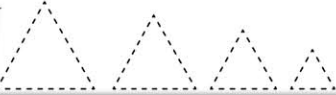
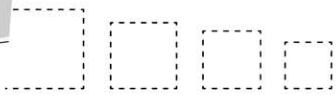
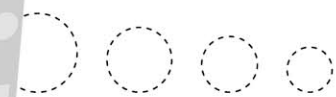
Trace the triangle shapes. Next, write the number of shapes you see.



I see _____ triangle shapes.

Different Size Tracing

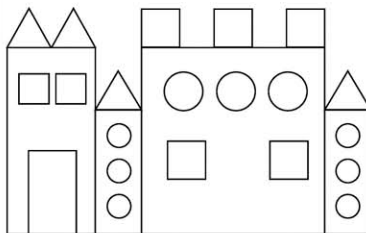
Trace and color the different shape sizes.



Name: _____

How Many Shapes Do You See?

Count and write the number of each shape below.



= _____



= _____



= _____




= _____

Name: _____

Shapes Maze


Color in the star shapes to help the dog find the path to his bone.



SHAPES

Fun and Simple Activities

FOR LEARNING BASIC SHAPES



ENGAGE. LEARN. GROW.

Shapes Are Everywhere

Trace the rectangle shapes, then color the picture.

Shapes Are Everywhere

Trace the diamond shapes, then color the picture.

Shapes Are Everywhere

Trace the heart shapes, then color the picture.

Shapes Are Everywhere

Trace the star shapes, then color the picture.

Shapes Are Everywhere

Trace the triangle shapes, then color the picture.

Shapes Are Everywhere

Trace the oval shapes, then color the picture.

Shapes Are Everywhere

Trace the circle shapes, then color the picture.

Shapes Are Everywhere

Trace the square shapes, then color the picture.

Robot Shapes

Trace, color and identify the shapes in the robot picture. Next, count and write the number of the different shapes.

=

=

=

=

=

Shape Builder

Cut out the small rectangle shapes and paste them into the larger shape.

Shape

Look around your room and find shapes. Draw pictures of the shapes.

Color by the Code

Look at each shape, then color by the code below.

blue

green

red

yellow

orange

Trace and Connect

Say the name of each shape. Next, trace and then connect the dots to complete.

Shape Bingo

Call out different shapes until the student has completed horizontal and one vertical row with tokens. Use beans, pennies or other small objects.

Trace, Draw and Find

1. Trace the oval shapes, then draw one yourself.

2. Find and color the oval shapes.

Complete the Shapes

Cut out the pictures and match them to make a circle, square, rectangle, triangle, oval and star.

All About Shapes

Hi! I am a square.

1 Trace the shape.

2 Connect the dots.

3 Draw the shape.

A square has 4 equal sides and 4 equal corners.

Drawing a Diamond

Practice drawing a diamond in four steps.

1 Trace the shape.

2 Connect the dots.

3 Connect the dots.

4 Draw the shape.

Learning Basic Shapes

© 2014 www.myschoolbag.com

Learning Basic Shapes

© 2014 www.myschoolbag.com

Learning Basic Shapes


© 2014 www.myschoolbag.com

Learning Basic Shapes

© 2014 www.myschoolbag.com

Name: _____


All About Shapes




Hi! I am a

circle

1 Trace the shape.

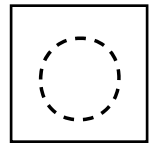


2 Connect the dots.



3 Draw the shape.

A circle is round and it looks similar to the letter



Find and color the circle shapes.

